

Topic:
Art

Term: Autumn | Super Sculpture

Year
2





Duration:
4 weeks

Eden Park Primary School Knowledge Organiser

The Powerful Knowledge we will take away from this Learning Enquiry (what we will be learning):

This learning enquiry will introduce the children to the art of sculpture. They will use Art and Design as a vehicle to express ideas, experiences and imagination creatively.

They will begin to appreciate the work of others and understand where their ideas are derived from. They will learn about great artists and begin to understand their art forms.

Anthony Gormley	Henry Moore	Barbara Hepworth	Dale Chihuly
			

Children will learn to evaluate and analyse the creative work of others, describing the similarities and differences between different disciplines and practices and make links to their own work.

Children will develop a wide range of art techniques. They will use simple shapes to make sculptures of the human form, explore and make sculptures with inside and outside spaces and work collaboratively to create large chandeliers based on Dale Chihuly's work.

Key Vocabulary

Word	Meaning
2D	Two dimensional - flat
3D	Three dimensional - including height, width, and depth
sculpture	A 3D form created to represent a thing
Clay	Natural material used for modelling
Mould	Verb - to form a shape out of a malleable substance such as clay
Line	Suggests direction, width, length, texture
Texture	How it feels when touched
Material	What something is made of - wood, metal, paper
Medium	The material that has been used to create the art

Outcome

You are invited to attend our art exhibition to be held at Eden Park Primary, Key Stage One Hall and field.

Dragonflies class invite their grown ups on *****.

Caterpillars class invite their grown ups on *****.

Home Learning Task



Your home learning task this half term is to create a piece of natural art inspired by **Andy Goldsworthy**. Picture deadline *********.

Andy Goldsworthy is an English artist that uses natural materials (such as flowers, mud, leaves, twigs, pebbles, boulders, bark, grass and pine-cones) to create environmental sculptures. They are designed to be temporary and so he photographs his work.

We would like you to create your own natural sculpture either in your garden or whilst on a walk or visit to the beach. You will need to take a photograph of your creation which you can either bring to school or email to your teacher by *********.

Dragonflies - achilcott@eppsa.org.uk

Caterpillars - smorris@eppsa.org.uk

For more inspiration, google Andy Goldsworthy art.