

Eden Park Primary School Knowledge Organiser

Prior Knowledge: Year 2

Looked at the works of some famous artists and discussed what it was the artist wished to achieve as well as study the way that they worked.

Have created simple sculptures in a range of mediums

The Powerful Knowledge we will take away from this Learning Enquiry

At the end of this block of work;

the children will be able to compare different artists' work, discuss their processes and explain how these were used in the finished product.






the children will be able to work together to create a big piece of art using recycled materials.

the children will be able to explain their choices of materials and techniques used.

the children will be able to evaluate their own work against the intended outcome.

the children will be able to explain key vocabulary such as: shape, space, form, texture etc.

Our Key Vocabulary

Word	Meaning	Image
Sculpture	The art of making two- or three-dimensional representative or abstract forms, especially by carving stone or wood or by casting metal or plaster.	
Form	A three-dimensional shape. Form can be expressed in 3D, such as in a sculpture.	
Texture	This refers to the surface quality of something and the way it feels.	
Shape	A shape is flat and created by a closed line. The shape might be an outline or filled with solid colour, shading or pattern.	
Space	The area around or between an object/s. Space includes the background, foreground and middle ground.	
Recycled Art	the use of rubbish and found objects in the process of creating art.	
Plastic pollution	This occurs when plastic has gathered in an area and has begun to negatively impact the natural environment and create problems for plants, wildlife, and even the human population.	

Key Information:

Hook: The children will participate in a beach clean and collect 'rubbish' for their artwork.

To understand that sculpture is the art of making a two- or three-dimensional form.

To understand the impact of plastic pollution on the environment and think of creative ways to tackle this problem. For example, through the use of creating 'recycled' art.

To be able to discuss the work of famous sculpture artists and explain the techniques used in their artwork.

This half term, the children will look at sculptures and create three pieces of art around the theme of recycling and plastic pollution.

- A large collaborative piece of art created entirely from plastic and other waste products.
- A jellyfish inspired by the work of Eva Hesse.
- A detailed painting, mixing watercolours and collage to create powerful message about the plastic in our oceans.

Eva Hesse is a German-born American sculptor known for her pioneering work in materials such as latex, fiberglass, and plastics. She is one of the artists who ushered in the postminimal art movement in the 1960s.



Elizabeth Hadley: a British sculpture artist who lives in Brixham. She works predominately in bronze and produces limited edition sculptures. She is the creator of the 'Man and Boy' sculpture in Brixham and life size mermaid, 'Miranda' which is situated at the mouth of the River Dart.

Damian Hirst: is described as an assemblagist, painter, and conceptual artist. He was born in Bristol and is still alive today.



Anthony Gormley a British sculpture whose work includes the Angel of the North and Field. The human figure has been the dominant theme in Gormley's work since the 1980s and he uses a range of concrete, iron and clay to create these spectacular pieces.